

## Introductory sub-table (I)(a)

<b>Name of the Company: G M B CERAMICS LTD</b>			
<b>Scrip Code, Name of the scrip, class of security: CSE 10017404, Equity Shares</b>			
<b>Quarter ended: 31st December, 2014</b>			
<b>Partly paid-up shares:-</b>			
	<b>No. of partly paid-up shares</b>	<b>As a % of total no. of partly paid-up shares</b>	<b>As a % of total no. of shares of the company</b>
Held by promoter/promoter group	Nil	Nil	Nil
Held by public	Nil	Nil	Nil
<b>Total</b>	<b>Nil</b>	<b>Nil</b>	<b>Nil</b>
<b>Outstanding convertible securities:-</b>			
	<b>No. of outstanding securities</b>	<b>As a % of total no. of outstanding convertible securities</b>	<b>As a % of total no. of shares of the company, assuming full conversion of the convertible securities</b>
Held by promoter/promoter group	Nil	Nil	Nil
Held by public	Nil	Nil	Nil
<b>Total</b>	<b>Nil</b>	<b>Nil</b>	<b>Nil</b>
<b>Warrants:-</b>			
	<b>No. of warrants</b>	<b>As a % of total no. of warrants</b>	<b>As a % of total no. of shares of the company, assuming full conversion of warrants</b>
Held by promoter/promoter group	Nil	Nil	Nil
Held by public	Nil	Nil	Nil
<b>Total</b>	<b>Nil</b>	<b>Nil</b>	<b>Nil</b>
<b>Total paid-up capital of the company, assuming full conversion of warrants and convertible securities</b>		<b>3,50,000 Shares of Rs. 10/- each</b>	

For GMB Ceramics Ltd.



Compliance Officer

**Statement Showing Shareholding Pattern as on 31st December, 2014**

Table I(a)								
Category code	Category of Shareholder	Number of Shareholders	Total number of shares	Number of shares held in dematerialized form	Total shareholding as a percentage of total		Shares Pledged or otherwise encumbered	
					As a percentage of(A+B) <sup>1</sup>	As a percentage of (A+B+C)	Number of shares	As a percentage
(A)	<b>Shareholding of Promoter and Promoter Group<sup>2</sup></b>							
1	<b>Indian</b>							
(a)	Individuals/ Hindu Undivided Family	6	2100	0	0.06	0.06	0	0.00
(b)	Central Government/ State Government(s)	0	0	0	0.00	0.00	0	0.00
(c)	Bodies Corporate	5	1288700	0	36.82	36.82	0	0.00
(d)	Financial Institutions/ Banks	2	525000	0	15.00	15.00	0	0.00
(e)	Any Others(Specify)	0	0	0	0.00	0.00	0	0.00
	<b>Sub Total(A)(1)</b>	<b>13</b>	<b>1815800</b>	<b>0</b>	<b>51.88</b>	<b>51.88</b>	<b>0.00</b>	<b>0.00</b>
2	<b>Foreign</b>							
a	Individuals (Non-Residents Individuals/ Foreign Individuals)	0	0	0	0.00	0.00	0	0.00
b	Bodies Corporate	0	0	0	0.00	0.00	0	0.00
c	Institutions	0	0	0	0.00	0.00	0	0.00
d	Any Others(Specify)	0	0	0	0.00	0.00	0	0.00
	<b>Sub Total(A)(2)</b>	<b>0</b>	<b>0</b>	<b>0</b>	<b>0.00</b>	<b>0.00</b>	<b>0.00</b>	<b>0.00</b>
	<b>Total Shareholding of Promoter and Promoter Group (A)= (A)(1)+(A)(2)</b>	<b>13</b>	<b>1815800</b>	<b>0</b>	<b>51.88</b>	<b>51.88</b>	<b>0.00</b>	<b>0.00</b>
(B)	<b>Public shareholding</b>							
1	<b>Institutions</b>							
(a)	Mutual Funds/ UTI	0	0	0	0.00	0.00	0	0.00
(b)	Financial Institutions/ Banks	2	3695	0	0.11	0.11	0	0.00
(c)	Central Government/ State Government(s)	0	0	0	0.00	0.00	0	0.00
(d)	Venture Capital Funds	0	0	0	0.00	0.00	0	0.00
(e)	Insurance Companies	0	0	0	0.00	0.00	0	0.00
(f)	Foreign Institutional Investors	0	0	0	0.00	0.00	0	0.00
(g)	Foreign Venture Capital Investors	0	0	0	0.00	0.00	0	0.00
(h)	Any Other (specify)	0	0	0	0.00	0.00	0	0.00
	<b>Sub-Total (B)(1)</b>	<b>2</b>	<b>3695</b>	<b>0</b>	<b>0.11</b>	<b>0.11</b>	<b>0.00</b>	<b>0.00</b>
2	<b>Non-institutions</b>							
(a)	Bodies Corporate	36	880355	0	24.58	24.58	0	0.00
(b)	Individuals	0	0	0	0.00	0.00	0	0.00
	Individuals - i. Individual shareholders holding nominal share capital up to Rs 1 lakh	4407	815450	0	23.30	23.30	0	0.00
	ii. Individual shareholders holding nominal share capital in excess of Rs. 1 lakh.	0	0	0	0.00	0.00	0	0.00
(c)	Any Other (specify)	15	4700	0	0.13	0.13	0	0.00
	<b>Sub-Total (B)(2)</b>	<b>4458</b>	<b>1680505</b>	<b>0</b>	<b>48.01</b>	<b>48.01</b>	<b>0</b>	<b>0.00</b>
	<b>Total Public Shareholding (B)= (B)(1)+(B)(2)</b>	<b>4460</b>	<b>1684200</b>	<b>0</b>	<b>48.12</b>	<b>48.12</b>	<b>0</b>	<b>0.00</b>
	<b>TOTAL (A)+(B)</b>	<b>4473</b>	<b>3500000</b>	<b>0</b>	<b>100.00</b>	<b>100.00</b>	<b>0</b>	<b>0.00</b>
(C)	<b>Shares held by Custodians and against which Depository Receipts have been issued</b>							
1	Promoter and Promoter Group	0	0	0	0	0	0	0
2	Public	0	0	0	0	0	0	0
	<b>Sub-Total (C)</b>	<b>0</b>	<b>0</b>	<b>0</b>	<b>0</b>	<b>0</b>	<b>0</b>	<b>0</b>
	<b>GRAND TOTAL (A)+(B)+(C)</b>	<b>4473</b>	<b>3500000</b>	<b>0</b>	<b>100.00</b>	<b>100.00</b>	<b>0</b>	<b>0</b>


For GMB Ceramics Ltd.

*[Signature]*  
Compliance Officer

(I)(b) **Statement showing Shareholding of persons belonging to the category  
“Promoter and Promoter Group”**

Sr. No.	Name of the shareholder	Total shares held		Shares pledged or otherwise encumbered		
		Number of shares	As a % of grand total (A)+(B)+(C)	Number	As a percentage	As a % of grand total (A)+(B)+(C) of sub-clause (I)(a)
1	BAIJ NATH JALAN	300	0.009	-	-	-
2	BAHUBALI PICTURES (P) LTD.	119500	3.414	-	-	-
3	INDSTL PROMN & INVST CORPN OF ORISSA LTD	450000	12.857	-	-	-
4	INDSL PROMN INVT CORPN OF ORISSA LTD.	75000	2.143	-	-	-
5	KUSUM JALAN	400	0.011	-	-	-
6	LALIT KUMAR JALAN	1100	0.031	-	-	-
7	MUKESH SARAF	100	0.003	-	-	-
8	NAFISA TRADING COMPANY LIMITED	145000	4.143	-	-	-
9	NAFISA TRADING CO LTD.	714500	20.414	-	-	-
10	RAM AVTAR JALAN	100	0.003	-	-	-
11	SANTOSH KUMAR SARF	100	0.003	-	-	-
12	SWATI NIVESH & SERVICES (P) LTD.	308800	8.823	-	-	-
13	M/S. SWATI NIVESH & SERVICES (P) LTD.	900	0.026	-	-	-
<b>TOTAL</b>		<b>1815800</b>	<b>51.880</b>	-	-	-


For GMB Ceramics Ltd.

  
Compliance Officer

**(I)(c) Statement showing Shareholding of persons belonging to the category “Public” and holding more than 1% of the total number of shares**

<b>Sr. No.</b>	<b>Name of the shareholder</b>	<b>Number of shares</b>	<b>Shares as a percentage of total number of shares {i.e., Grand Total (A)+(B)+(C) indicated in Statement at para (I)(a) above}</b>
1	ALLAHABAD BANK	3595	0.103
2	VIJAYA BANK	100	0.003
	<b>Total</b>	<b>3695</b>	<b>0.106</b>


For GMB Ceramics Ltd.

  
Compliance Officer

**(I)(d) Statement showing details of locked-in shares**

<b>Sr. No.</b>	<b>Name of the shareholder</b>	<b>Number of locked-in shares</b>	<b>Locked-in shares as a percentage of total number of shares {i.e., Grand Total (A)+(B)+(C) indicated in Statement at para (I)(a) above}</b>
1	N.A.	0	-
<b>TOTAL</b>		0	-

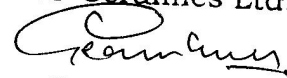
For GMB Ceramics Ltd.

  
Compliance Officer

**(II)(a) Statement showing details of Depository Receipts (DRs)**

<b>Sr. No.</b>	<b>Type of outstanding DR (ADRs, GDRs, SDRs, etc.)</b>	<b>Number of outstanding DRs</b>	<b>Number of shares underlying outstanding DRs</b>	<b>Shares underlying outstanding DRs as a percentage of total number of shares {i.e., Grand Total (A)+(B)+(C) indicated in Statement at para (I)(a) above}</b>
1	N.A.	-	-	NA
<b>TOTAL</b>		-	-	NA


For GMB Ceramics Ltd.

  
Compliance Officer

**(II)(b) Statement showing Holding of Depository Receipts (DRs), where underlying shares held by "promoter/promoter group" are in excess of 1% of the total number of shares**

Sr. No.	Name of the DR Holder	Type of outstanding DR (ADRs, GDRs, SDRs, etc.)	Number of shares underlying outstanding DRs	Shares underlying outstanding DRs as a percentage of total number of shares {i.e., Grand Total (A)+(B)+(C) indicated in Statement at para (I)(a) above}
1	N.A.	-	-	N.A.
<b>TOTAL</b>				

For GMB Ceramics Ltd.

  
Compliance Officer